

ConneXion Virtual Expo – Welcome

Some frequently asked questions...

How do I login to ConneXion?

From November 2nd, go to

<https://connexion.hyperfair.com/login-home.php>

and enter your username and password

What if I don't have a login account?

Via Hyperfair – go to

<https://secure.hyperfair.com/global/registration/submit/ConneXion:Attendee> and fill in the form.

Once you complete the form, you will need to verify your email address – look for an email in your Inbox from Hyperfair.com, and click the verification link within the email. Only after completing this step will you have access to Hyperfair.

If you don't see the message please check your Spam / Junk folder.

I am locked out of the system – how do I log back in?

Close the browser window and wait a minute before trying again. If the problem persists, email ruth.james@brunton.co.uk and/or dan@brunton.co.uk

Does Hyperfair work on any browser?

Yes, although it is optimized for Chrome, so use this if you can. Whichever browser you use, you will need to enable popups – <https://player.vimeo.com/video/418836817>

What about my mobile device

Although there is an android app for Hyperfair (not for IOS), you will get the best experience on a computer or Mac

Where can I find the agenda for the event?

Once logged in to the environment go to the Auditorium and click on the banners to view our Webinar schedule or visit –

<http://www.connexion.exchange/webinars.html>

Using the system – Quick Guides

The **Control Panel** icon  is bottom left of your screen

How To videos and downloads can be found here: <https://www.hyperfair.com/how-to.php>

How to update your profile:

<https://player.vimeo.com/video/418506217>

How to use the dressing room:

<https://player.vimeo.com/video/418506065>

How to manage your settings:

<https://player.vimeo.com/video/418506278>

How to use the map:

<https://player.vimeo.com/video/418506141>

How to move around in Hyperfair:

<https://player.vimeo.com/video/418836863>

How to chat and network with other attendees:

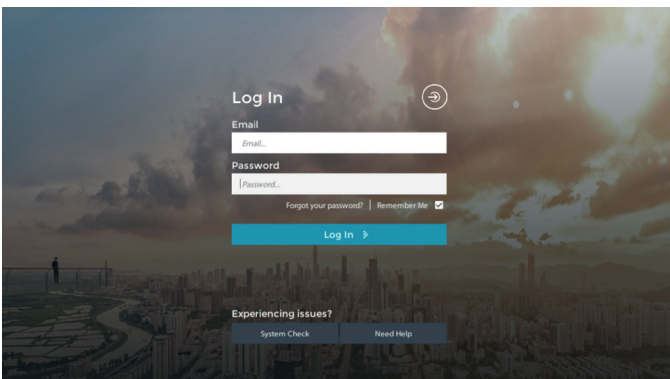
<https://player.vimeo.com/video/419859336>

Step-by-Step Guide

Login in to ConneXion

<https://connexion.hyperfair.com/login-home.php>

1 Enter your username and password



2 Enter the Environment →



Complete your Profile

1 Click on the 'Control Panel' 

2 Click on 'Profile' 

3 Complete and save  the form

! When uploading your Profile Picture and Company Logo these should be in a square format to ensure there is no distortion (suggested size is 128 x 128px).


Avatar Customisation

1 Click on the 'Control Panel' 

2 Click on 'Dressing Room' 






3 Use the icons to customise your avatar



3 Save your avatar 

Moving around the environment

Using your keyboard

Use the cursor control keys    . Use the Shift button  at the same time to move faster.

Using your mouse

Click to where you want to move to.

Using the Map

Click Map icon  then click on the location (hall / booth / teleport point ) you want to jump to.

Using the Teleports

Click on the teleport gates in and around the environment to take you to other locations.



Step-by-Step Guide continued

Viewing / Interacting with booth content

Posters

Some posters include web links – hover your mouse over them and click to visit the URL shown

Products


Click on the Product totems to view products available on the booth you're on.






Click the thumbnail image of the product that you want to view in more detail.

Brochures

Click on the Brochure totems to view brochures available on the booth you're on.



Click the eye icon  of the brochure that you want to view in more detail.

You can also download brochures from this list by clicking the download icon  or you can click the bag icon  to download them later (while the event is live).

Videos

Click on the Video totems to view videos available on the booth you're on.



Click the play icon of the video that you want to watch (if there is only one video this will play automatically).

Bulletin Boards

Click on the Bulletin boards to view messages/announcements from the booth holder.



Info & Contact avatars


Click in the avatar to read more information about/from* the company and how to get in touch with them.

* The level of information will vary from exhibitor to exhibitor.




Interacting with another avatar

When walking around the environment you can hover your mouse over another avatar to see who they are.





If you click on them you will be shown different ways in which you can interact with them.



 Call  Exchange Business Cards  Live Chat

Within the Live Chat function you also have the option (via the : menu) to: Add another user to the chat and download the chat transcript).

You can also search for another person within the environment using the chat icon  on the main screen and then the search icon .